


SAFETY MAGNETIC BRAKE manual - HMBB type


Manual for Manual Release

1 Exterior

3 Plugs for manual release



3 holes for manual release




1-1. For manual release, disassemble 3 plugs. Then, tighten the bolts inside to the right to the fullest using wrench.

1-2. Make sure three plugs are re-assembled so that water doesn't get into the brake.

2 Interior

2-1. It can be manually released by tightening the bolt to the right and narrowing yoke gap.



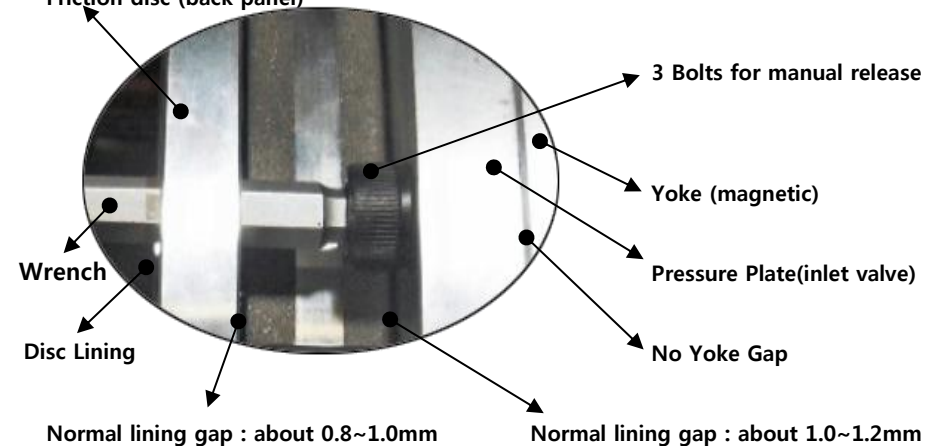
Yoke Gap(normal)
(1.8~2.2mm)



※Before manually released

Bolt head is attached to Friction Disc (back panel) to the fullest toward outside(opposite to brake body and the motor)

Friction disc (back panel)



Normal lining gap : about 0.8~1.0mm

Normal lining gap : about 1.0~1.2mm

※ After manually released

Stick it to Yoke(magnetic) to remove Yoke Gap by tightening the bolt to the right.